

# HOW DO I DO A KNOWN LOCATIONS SURVEY?

---



# KNOWN LOCATIONS SURVEY

---

- Anyone can submit
- Lead PIT Crew will send out the locations gathered



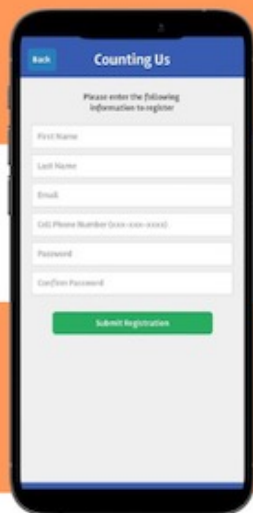


# Point In Time COUNTING US APP



## 1. Download the Counting Us mobile app

You can find it on google play or the app store. Scan the QR code.



## 3. Register

Enter your info and tap "submit registration"

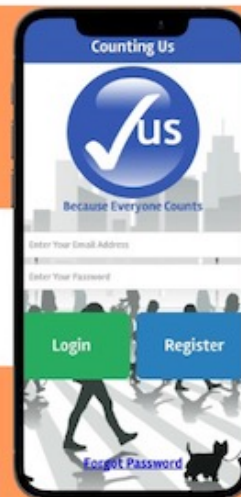


## 5. Join a Count

Enter the set up key of: WVBOS2024 and tap "join count"

## 2. Tap Register

This will bring you to the registration form.



## 4. Enter Your Info

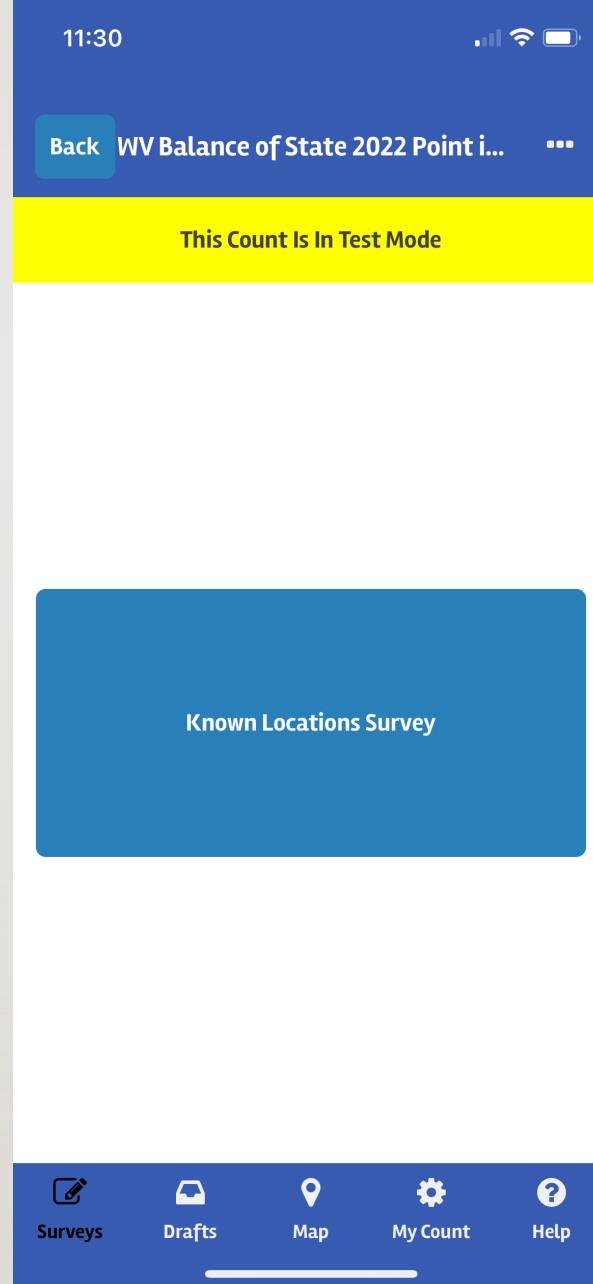
Tap "log in" & then tap "choose count"



## 6. Select the Applicable Survey

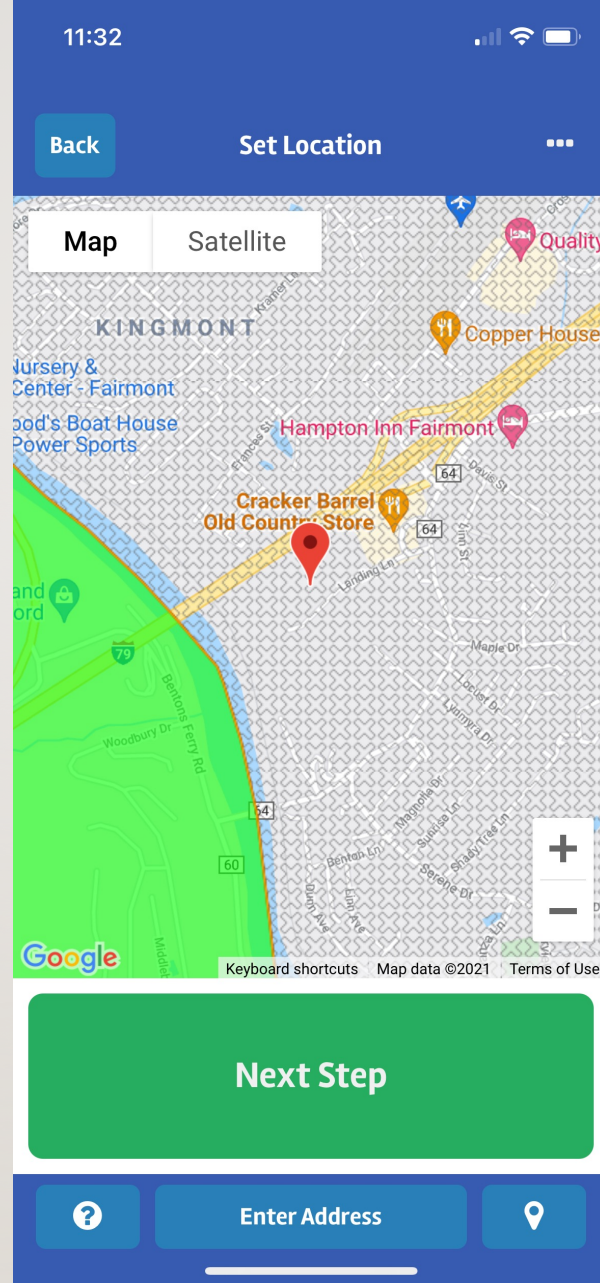
Surveys are available based on your count: Known Location, Sheltered, or Unsheltered

- I. Once in the app, select the “Known Locations Survey”.  
*(please note that your app may show other surveys as well)*

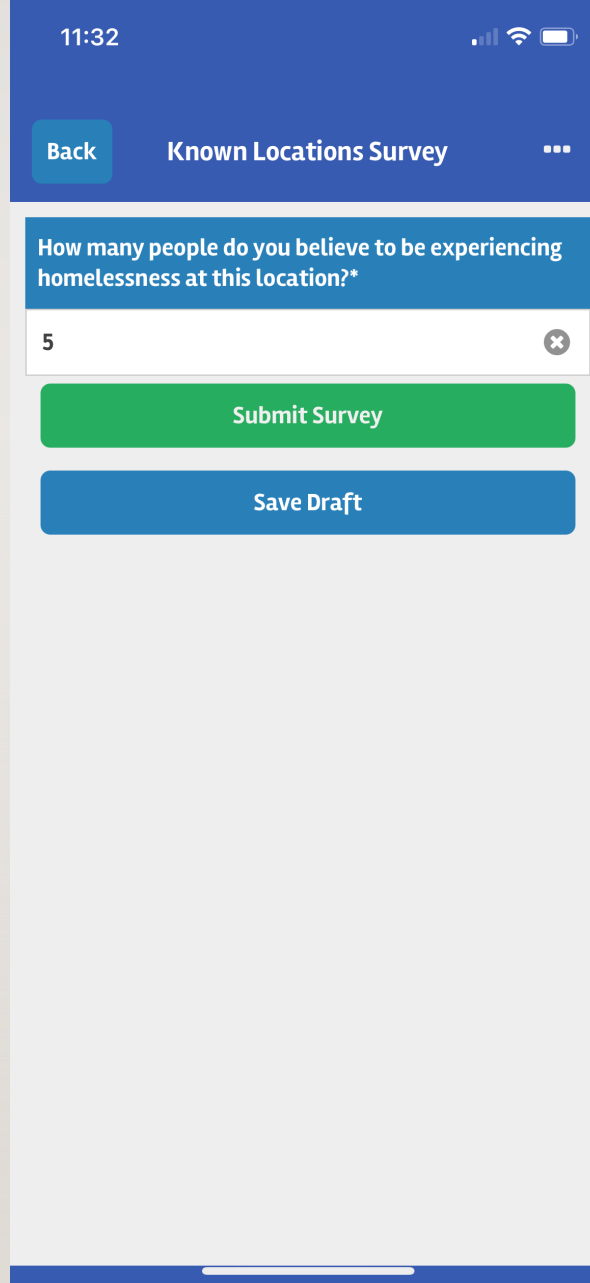




2. The app will drop a pin at your current location, or you can tap on “Enter Address” to set a location where you know there are people experiencing homelessness. Then tap the “Next Step” button.

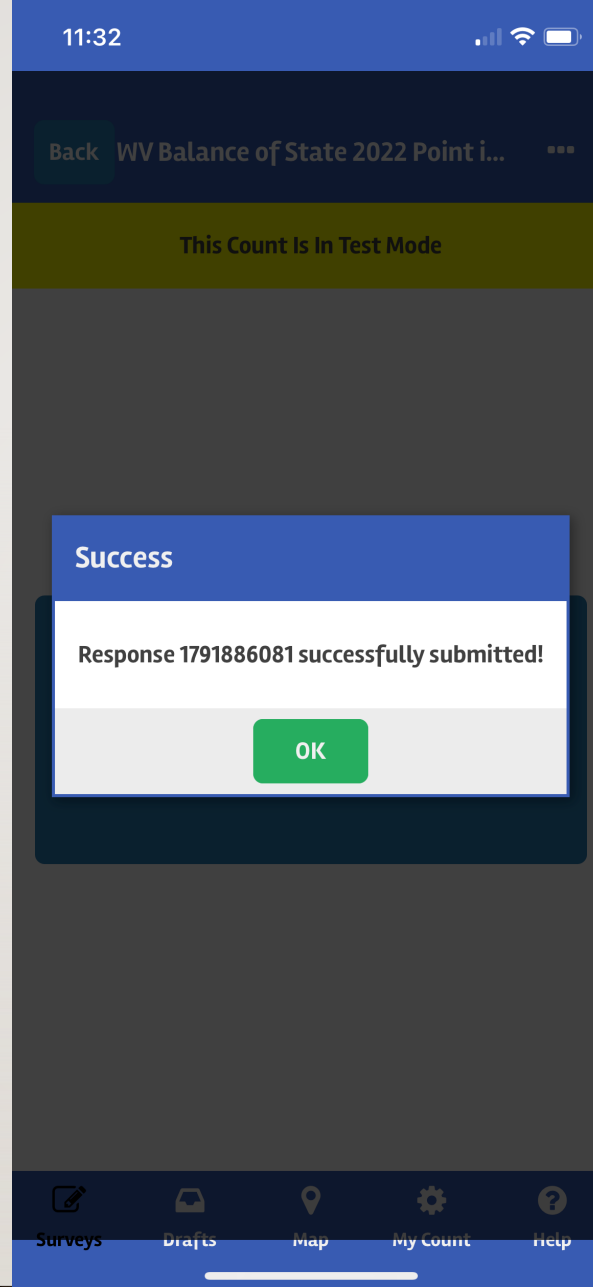


3. Enter the number people that are experiencing homelessness at this location, then tap the “Submit Survey” button.



The screenshot shows a mobile application interface for a survey. At the top, a blue header bar contains the time '11:32' on the left, and signal, Wi-Fi, and battery status icons on the right. Below the header, a navigation bar with a blue background features a 'Back' button on the left, the title 'Known Locations Survey' in the center, and a three-dot menu icon on the right. The main content area has a white background. It begins with a blue question box containing the text 'How many people do you believe to be experiencing homelessness at this location?'. Below this is a white input field with the number '5' and a clear button (an 'x' in a circle) on the right. Underneath the input field are two large, rounded rectangular buttons: a green 'Submit Survey' button and a blue 'Save Draft' button. The bottom of the screen shows a blue bar with a white horizontal line, representing the mobile home indicator.

Your response is now  
submitted!!





# THANKS!

---

- [pit@wvceh.org](mailto:pit@wvceh.org)

